








## Week 2 lesson plan Special Ed K

Monday	Tuesday	Wednesday	Thursday	Friday
<b>Daily activities</b> _Practice counting by 5's and 10's to 100 ----- _Practice counting by 2's to 30 or more. ----- _Practice single letter sounds, blends (new chart attached) and vowel pairs sounds ----- _Practice sight words ----- _Practice CVC family words list, and/or mixed list See attached	<b>Daily activities</b> _Practice counting by 5's and 10's to 100 ----- _Practice counting by 2's to 30 or more. ----- _Practice single letter sounds, blends (new chart attached) and vowel pairs sounds ----- _Practice sight words ----- _Practice CVC family words list and/or mixed list see attached	<b>Daily activities</b> _Practice counting by 5's and 10's to 100 ----- _Practice counting by 2's to 30 or more. ----- _Practice single letter sounds, blends (new chart attached) and vowel pairs sounds ----- _Practice sight words ----- _Practice CVC family words list and/or mixed list see attached	<b>Daily activities</b> _Practice counting by 5's and 10's to 100 ----- _Practice counting by 2's to 30 or more. ----- _Practice single letter sounds, blends (new chart attached) and vowel pairs sounds ----- _Practice sight words ----- _Practice CVC family words list and/or mixed list see attached	<b>Daily activities</b> _Practice counting by 5's and 10's to 100 ----- _Practice counting by 2's to 30 or more. ----- _Practice single letter sounds, blends (new chart attached) and vowel pairs sounds ----- _Practice sight words ----- _Practice CVC family words list and/or mixed list see attached
<b>Reading</b>	<b>Reading</b>	<b>Reading</b>	<b>Reading</b>	<b>Reading</b>
_CVC Rhymes Worksheet ----- _ Word family reading passages Ben the hen ----- _ I Read 15-20 mins. ----- Optional IXL 15-20 mins.	_CVC Rhymes Worksheet ----- _ Word family reading passages Ned and Ted ----- _ I Read 15-20 mins. ----- Optional IXL 15-20 mins.	_CVC vowels ----- _ word family reading passages The mit -it's misspelled on purpose. ----- _ I Read 15-20 mins. ----- Optional IXL 15-20 mins.	_Which word Worksheet ----- _ Word family reading passages The big pig ----- _ I Read 15-20 mins. ----- Optional IXL 15-20 mins.	_ Which word Worksheet ----- _ Word family reading passages The tan bag ----- _ I Read 15-20 mins. ----- Optional IXL 15-20 mins.
<b>Math</b>	<b>Math</b>	<b>Math</b>	<b>Math</b>	<b>Math</b>
_counting to 20 worksheets ----- _Touch math addition ----- -Touch math subtraction ----- _Zearn.org pick 1-2 lessons or IXL 15-20 mins.	_counting to 20 worksheets ----- _Touch math addition ----- -Touch math subtraction ----- _Zearn.org pick 1-2 lessons or IXL 15-20 mins.	_counting to 40 worksheets ----- _Touch math addition ----- -Touch math subtraction ----- _Zearn.org pick 1-2 lessons or IXL 15-20 mins.	_ 100 chart count by 10 worksheets ----- _Touch math addition ----- -Touch math subtraction ----- _Zearn.org pick 1-2 lessons or IXL 15-20 mins.	_Pennies worksheets ----- _Touch math addition ----- -Touch math subtraction ----- _Zearn.org pick 1-2 lessons or IXL 15-20 mins.

Name: \_\_\_\_\_


# CVC Rhymes

Color the rhyming pictures in each box.



Name: \_\_\_\_\_

# CVC Rhymes

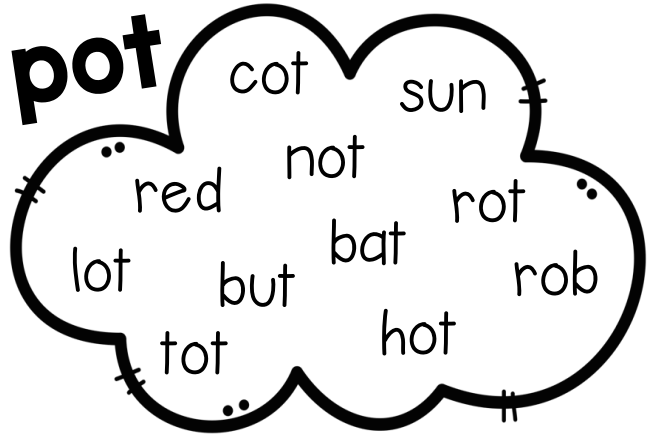


Read the words in the clouds and circle the rhyming words.

**bin**



**pot**



**fan**



**vet**



**sun**



**tag**



Name: \_\_\_\_\_

# CVC Vowels

Color  
the pictures  
by their  
middle vowel  
sound.



a



i











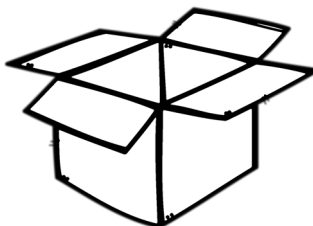
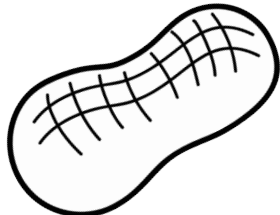

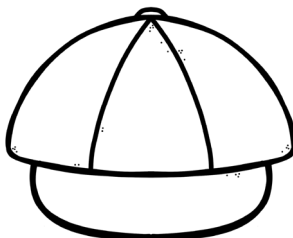

e



o



u







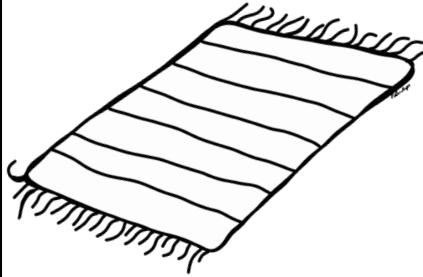
Name: \_\_\_\_\_

# Which Word?


Circle the word that matches the picture.




dig dog




mat man




net not



sit six




cut cot




men ten



jam jag



hat hut





cub cup

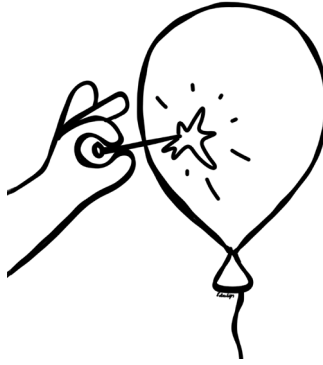
Name: \_\_\_\_\_

# Which Word?


Circle the word that matches the picture.




cat cut




pop pot



tug tub



pin pen




pig peg




sit sip



fox fix



sub sun



ram rat

Name: \_\_\_\_\_

en

## Ben the Hen

I see Ben. Ben is a hen.

● ● ● ● ● ● ●

Ben is a red hen. Ben the

● ● ● ● ● ● ●

hen is in the pen. The pen is

● ● ● ● ● ● ● ●

by the men. I can see ten



● ● ● ● ● ● ● ●

men by the pen.

● ● ● ●



This story is about a



I can see -----  
men by the pen.

- ☐ hen
- ☐ red
- ☐ ten



Color all of the -en  
words.

Name: \_\_\_\_\_

ed

## Ned and Ted

Ted is Ned's pet. Ned fed

Ted. He fed Ted a ham. Ned


led Ted to the bed. The bed

was big. The bed was red.

Ted sat on the red bed.



This story is about a



Ned led Ted to the

-----

☐ fed

☐ bed

☐ red



Color all of the -ed words.

Name: \_\_\_\_\_

## The Big Pig

Can you see the pig? The



pig is big. The pig is fat.



The big pig has a wig. The




pig can dig. It can dig in



the mud.



This story is about a



It can dig in the

-----

- ☐ fat
- ☐ mud
- ☐ wig



Color all of the -ig words.

Name: \_\_\_\_\_

## The Mit

Ben has a mit. The mit is

● ● ● ● ● ● ●

new. The mit did not fit. Kip

● ● ● ● ● ● ●

has a ball. He hit the ball.

● ● ● ● ● ● ●

Ben can get it in his mit.

● ● ● ● ● ● ●

Ben bit his lip. Ben is sad.

● ● ● ● ● ● ●



This story is about a



The ----- did not fit.

- ☐ mit
- ☐ bit
- ☐ hit



Color all of the -it words.

Name: \_\_\_\_\_

ag

## The Tan Bag

Do you see the bag? The

● ● ● ● ● ●

bag is tan. It has a tag.

● ● ● ● ● ●

The tag is big. He put a

● ● ● ● ● ●

rag, jam and a pan in the


● ● ● ● ● ●

bag.

●



This story is about a



The tag is .....

☐ tan

☐ big

☐ jam




Color all of the -ag words.


# Counting to 20

Name: \_\_\_\_\_ Date: \_\_\_\_\_

Count the items circle the correct number.



12      11      13



13      15      14

Fill in the missing numbers.

12 ○ 14 ○ 16

Review. Trace the numbers.


11      12      13      14



# Counting to 20

Name: \_\_\_\_\_ Date: \_\_\_\_\_

Count the items and trace the number.



20

twenty

Fill in the missing numbers.

16 ○ 18 ○ 20


Review. Trace the numbers.

15 16 17 18

# Counting to 40

Name: \_\_\_\_\_ Date: \_\_\_\_\_

Count the items and trace the number.



forty

Fill in the missing numbers.

30 ○ 32 ○ 34

Review. Trace the numbers.

35 36 37 38 39

# Money - Pennies

Name: \_\_\_\_\_ Date: \_\_\_\_\_

Color the Penny.



front



back

Penny equals  
1 cent or 1¢



How many pennies? \_\_\_\_\_

How much money?



\_\_\_\_\_

# 100 Chart Count by 10

Name: \_\_\_\_\_ Date: \_\_\_\_\_

Finish filling in the 100 chart.

1	2	3	4	5	6	7	8	9	
11	12	13	14	15	16	17	18	19	
21	22	23	24	25	26	27	28	29	
31	32	33	34	35	36	37	38	39	
41	42	43	44	45	46	47	48	49	
51	52	53	54	55	56	57	58	59	
61	62	63	64	65	66	67	68	69	
71	72	73	74	75	76	77	78	79	
81	82	83	84	85	86	87	88	89	
91	92	93	94	95	96	97	98	99	

## I Can Count By 10!

Name \_\_\_\_\_

**Directions.** Touch and count the TouchPoints in the correct order. Write the answer, and say the problem and answer quietly. Then count the objects to check your answer.

9 + 2 = \_\_\_\_\_



8 + 2 = \_\_\_\_\_



7 + 2 = \_\_\_\_\_



6 + 2 = \_\_\_\_\_



Name \_\_\_\_\_

**Directions.** Touch and count the TouchPoints in the correct order. Write the answer, and say the problem and answer quietly. Then count the objects to check your answer.

$$\begin{array}{r} 1 \\ + 3 \\ \hline \end{array}$$




$$\begin{array}{r} 2 \\ + 3 \\ \hline \end{array}$$


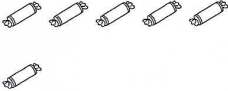

$$\begin{array}{r} 3 \\ + 3 \\ \hline \end{array}$$


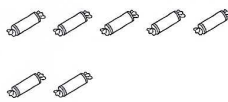

$$\begin{array}{r} 4 \\ + 3 \\ \hline \end{array}$$


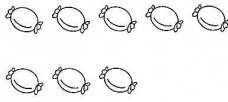

Name \_\_\_\_\_

**Directions.** Touch and count the TouchPoints in the correct order. Write the answer, and say the problem and answer quietly. Then count the objects to check your answer.

$$\begin{array}{r} 5 \\ + 3 \\ \hline \end{array}$$



$$\begin{array}{r} 6 \\ + 3 \\ \hline \end{array}$$



$$\begin{array}{r} 7 \\ + 3 \\ \hline \end{array}$$



$$\begin{array}{r} 8 \\ + 3 \\ \hline \end{array}$$





Name \_\_\_\_\_

**Directions.** Touch and count the TouchPoints in the correct order. Write the answer, and say the problem and answer quietly. Then count the objects to check your answer.

9 + 3

---

6 + 3

---

7 + 3

---

8 + 3

---



Name \_\_\_\_\_

**Directions.** Touch and count the TouchPoints in the correct order. Write the answer, and say the problem and answer quietly. Then count the objects to check your answer.

$$\begin{array}{r} 5 \\ + 4 \\ \hline \end{array}$$


$$\begin{array}{r} 6 \\ + 4 \\ \hline \end{array}$$


$$\begin{array}{r} 7 \\ + 4 \\ \hline \end{array}$$


$$\begin{array}{r} 8 \\ + 4 \\ \hline \end{array}$$

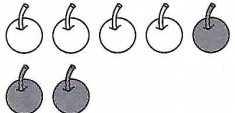
Name \_\_\_\_\_

**Directions.** Touch the top number, say its name and count backward on the TouchPoints of the bottom number. Write the answer, and say the problem and answer quietly. Then cross out the number of objects you are subtracting, and count the remaining objects to check your answer.

$$\begin{array}{r} 4 \\ - 3 \\ \hline \end{array}$$



$$\begin{array}{r} 5 \\ - 3 \\ \hline \end{array}$$


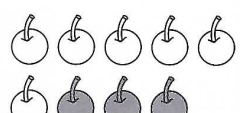
$$\begin{array}{r} 6 \\ - 3 \\ \hline \end{array}$$


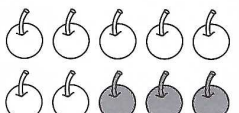
$$\begin{array}{r} 7 \\ - 3 \\ \hline \end{array}$$



Name \_\_\_\_\_

**Directions.** Touch the top number, say its name and count backward on the TouchPoints of the bottom number. Write the answer, and say the problem and answer quietly. Then cross out the number of objects you are subtracting, and count the remaining objects to check your answer.

$$\begin{array}{r} 8 \\ - 3 \\ \hline \end{array}$$


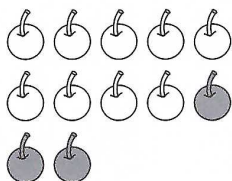


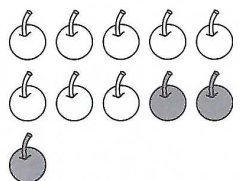
$$\begin{array}{r} 9 \\ - 3 \\ \hline \end{array}$$


$$\begin{array}{r} 10 \\ - 3 \\ \hline \end{array}$$


$$\begin{array}{r} 11 \\ - 3 \\ \hline \end{array}$$



Name \_\_\_\_\_


**Directions.** Touch the top number, say its name and count backward on the TouchPoints of the bottom number. Write the answer, and say the problem and answer quietly. Then cross out the number of objects you are subtracting, and count the remaining objects to check your answer.


$$\begin{array}{r} 12 \\ - 3 \\ \hline \end{array}$$

$$\begin{array}{r} 8 \\ - 3 \\ \hline \end{array}$$

$$\begin{array}{r} 7 \\ - 3 \\ \hline \end{array}$$

$$\begin{array}{r} 11 \\ - 3 \\ \hline \end{array}$$



Name \_\_\_\_\_

**Directions.** Touch the top number, say its name and count backward on the TouchPoints of the bottom number. Write the answer, and say the problem and answer quietly. Then cross out the number of objects you are subtracting, and count the remaining objects to check your answer.

$$\begin{array}{r} 7 \\ - 6 \\ \hline \end{array}$$


$$\begin{array}{r} 8 \\ - 6 \\ \hline \end{array}$$


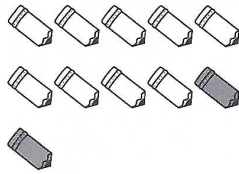
$$\begin{array}{r} 9 \\ - 6 \\ \hline \end{array}$$


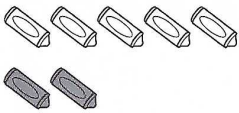
$$\begin{array}{r} 10 \\ - 6 \\ \hline \end{array}$$






Name \_\_\_\_\_

**Directions.** Touch the top number, say its name and count backward on the TouchPoints of the bottom number. Write the answer, and say the problem and answer quietly. Then cross out the number of objects you are subtracting, and count the remaining objects to check your answer.

$$\begin{array}{r} 11 \\ - 2 \\ \hline \end{array}$$


$$\begin{array}{r} 7 \\ - 2 \\ \hline \end{array}$$


$$\begin{array}{r} 4 \\ - 2 \\ \hline \end{array}$$


$$\begin{array}{r} 3 \\ - 2 \\ \hline \end{array}$$


# **Review a, i, o, u**

Begin using with Level 8






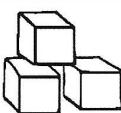
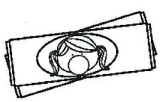













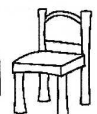










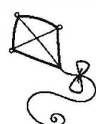






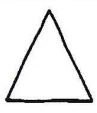













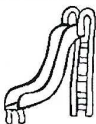


pup  
cop  
gum  
log  
nun  
rot  
muss  
fix  
dud  
mug  
rag  
gut  
hill  
pal  
tug  
pan

sod  
fun  
off  
six  
lop  
cuff  
bog  
sap  
loss  
cut  
fox  
pad  
job  
nap  
boss  
mix

sat  
bud  
jam  
hat  
fog  
sum  
sad  
pox  
jug  
tub  
lad  
rap  
miss  
dull  
gun  
fuss

# Beginning Sounds Chart

©www.thisreadingmama.com

<b>b</b>  balloon	<b>fr</b>  fruit	<b>p</b>  pig	<b>sm</b>  smile	<b>wh</b>  whale
<b>bl</b>  blocks	<b>g</b>  gum	<b>ph</b>  phone	<b>sn</b>  snake	<b>wr</b>  write
<b>br</b>  bread	<b>gl</b>  glue	<b>pl</b>  planet	<b>sp</b>  spoon	<b>y</b>  yarn
<b>c</b>  cat	<b>gr</b>  grapes	<b>pr</b>  pretzel	<b>st</b>  star	<b>z</b>  zebra
<b>ch</b>  chair	<b>h</b>  hippo	<b>qu</b>  queen	<b>sw</b>  swing	<b>scr</b>  screw
<b>cl</b>  clown	<b>j</b>  juice	<b>r</b>  ring	<b>t</b>  toe	<b>shr</b>  shrimp
<b>cr</b>  cry	<b>k</b>  kite	<b>s</b>  sun	<b>th</b>  thirteen	<b>spl</b>  splash
<b>d</b>  dog	<b>kn</b>  knee	<b>sc</b>  scarf	<b>tr</b>  triangle	<b>spr</b>  spray
<b>dr</b>  drum	<b>l</b>  log	<b>sh</b>  shoe	<b>tw</b>  twinkle	<b>squ</b>  squirrel
<b>f</b>  five	<b>m</b>  moon	<b>sk</b>  skunk	<b>v</b>  volcano	<b>str</b>  strawberry
<b>fl</b>  fly	<b>n</b>  nest	<b>sl</b>  slide	<b>w</b>  wing	<b>thr</b>  three