

2nd/3rd Grade – Week 4

Required Work to be Completed & Submitted

Work in this packet must be completed and submitted to your teacher. Pages can be scanned and emailed, photos can be taken and sent via email or messaging app (ex: Remind), or completed packets can be turned in to campus on May 15th.

Daily Math/Math Concepts/ thatquiz.org	45 minutes per day
Daily Language	20 minutes per day
Practice Reading Fluency/Language Arts Worksheet	30 minutes per day
Reading (book of choice)	20 minutes per day
iRead iREAD <i>must</i> be accessed through the internet browser, Google Chrome . https://h100003728.education.scholastic.com	30 minutes per day
Writing Day 1 Graphic Organizer 2 and 3 Day 2 Graphic Organizer 4 and 5 Day 3 Write your paragraph on lined paper and draw a picture	3 times per week Monday/Wednesday/Friday

If you have any questions about work in this packet, please reach out to your teacher via email or during scheduled office hours, which are posted on <https://jacobson.tracy.k12.ca.us/>.

Thank you!

Count by 2s on the other number

Quick Quiz | 2 - 1

TWOS

Name: _____

Time: _____

Date: _____

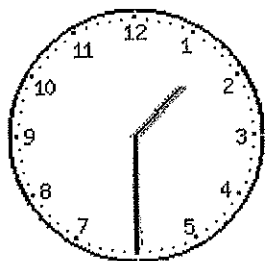
Score: _____

1 $\begin{array}{r} 2 \\ \times 8 \\ \hline 16 \end{array}$	2 $\begin{array}{r} 7 \\ \times 2 \\ \hline \end{array}$	3 $\begin{array}{r} 2 \\ \times 6 \\ \hline \end{array}$	4 $\begin{array}{r} 2 \\ \times 2 \\ \hline \end{array}$	5 $\begin{array}{r} 5 \\ \times 2 \\ \hline \end{array}$	6 $\begin{array}{r} 2 \\ \times 7 \\ \hline \end{array}$	7 $\begin{array}{r} 6 \\ \times 2 \\ \hline \end{array}$	8 $\begin{array}{r} 6 \\ \times 2 \\ \hline \end{array}$	9 $\begin{array}{r} 0 \\ \times 2 \\ \hline \end{array}$
10 $\begin{array}{r} 2 \\ \times 9 \\ \hline \end{array}$	11 $\begin{array}{r} 2 \\ \times 2 \\ \hline \end{array}$	12 $\begin{array}{r} 7 \\ \times 2 \\ \hline \end{array}$	13 $\begin{array}{r} 4 \\ \times 2 \\ \hline \end{array}$	14 $\begin{array}{r} 1 \\ \times 2 \\ \hline \end{array}$	15 $\begin{array}{r} 2 \\ \times 2 \\ \hline \end{array}$	16 $\begin{array}{r} 4 \\ \times 2 \\ \hline \end{array}$	17 $\begin{array}{r} 2 \\ \times 9 \\ \hline \end{array}$	18 $\begin{array}{r} 2 \\ \times 5 \\ \hline \end{array}$
19 $\begin{array}{r} 2 \\ \times 3 \\ \hline \end{array}$	20 $\begin{array}{r} 2 \\ \times 8 \\ \hline \end{array}$	21 $\begin{array}{r} 2 \\ \times 4 \\ \hline \end{array}$	22 $\begin{array}{r} 9 \\ \times 2 \\ \hline \end{array}$	23 $\begin{array}{r} 2 \\ \times 6 \\ \hline \end{array}$	24 $\begin{array}{r} 2 \\ \times 0 \\ \hline \end{array}$	25 $\begin{array}{r} 3 \\ \times 2 \\ \hline \end{array}$	26 $\begin{array}{r} 9 \\ \times 2 \\ \hline \end{array}$	27 $\begin{array}{r} 3 \\ \times 2 \\ \hline \end{array}$
28 $\begin{array}{r} 2 \\ \times 2 \\ \hline \end{array}$	29 $\begin{array}{r} 2 \\ \times 3 \\ \hline \end{array}$	30 $\begin{array}{r} 2 \\ \times 4 \\ \hline \end{array}$	31 $\begin{array}{r} 2 \\ \times 1 \\ \hline \end{array}$	32 $\begin{array}{r} 8 \\ \times 2 \\ \hline \end{array}$	33 $\begin{array}{r} 5 \\ \times 2 \\ \hline \end{array}$	34 $\begin{array}{r} 8 \\ \times 2 \\ \hline \end{array}$	35 $\begin{array}{r} 2 \\ \times 7 \\ \hline \end{array}$	36 $\begin{array}{r} 2 \\ \times 5 \\ \hline \end{array}$

www.MULTIPLICATION.com

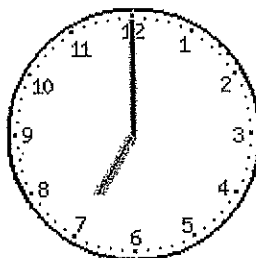
Clock Worksheet 4

Write the time.



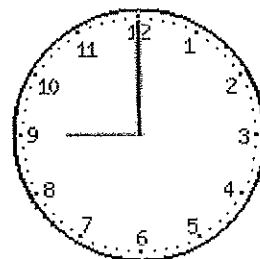
1a

___ : ___



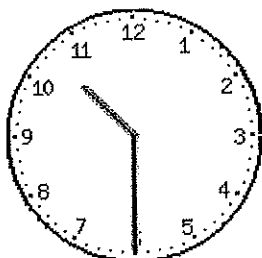
1b

___ : ___



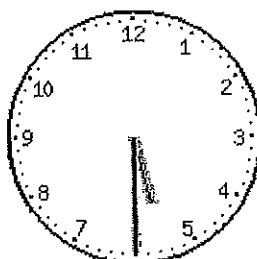
1c

___ : ___



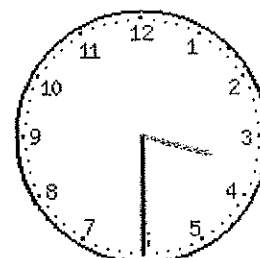
2a

___ : ___



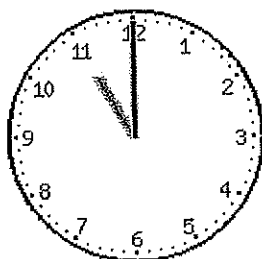
2b

___ : ___



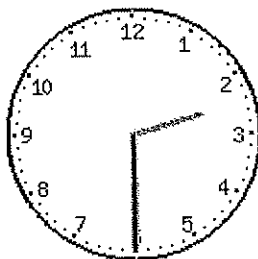
2c

___ : ___



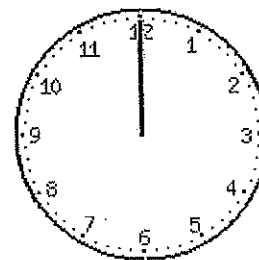
3a

___ : ___



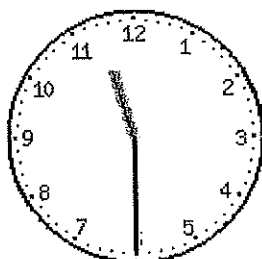
3b

___ : ___



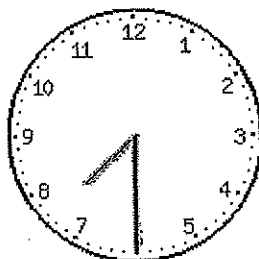
3c

___ : ___



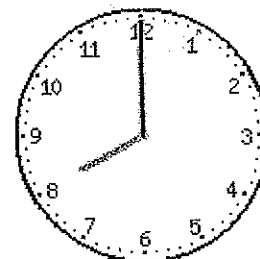
4a

___ : ___



4b

___ : ___



4c

___ : ___



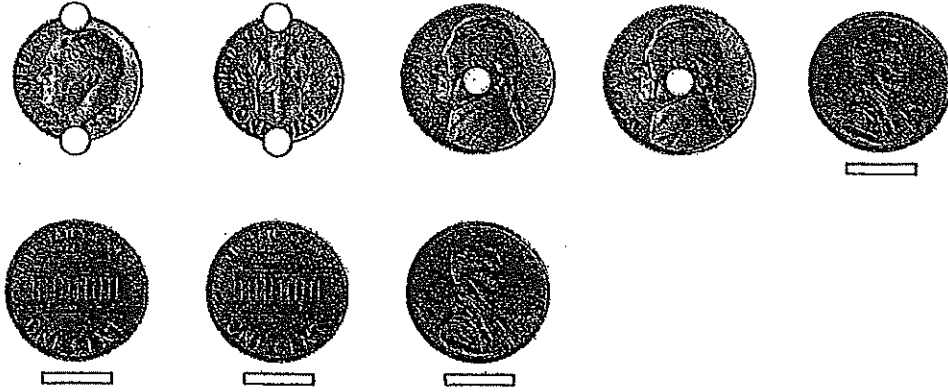
Name:

Date:

Learning the TouchPoints


Worksheet 16

DIRECTIONS: TouchCount the coins. Circle the correct answer.

<div>1</div> 	<div>37¢</div> <div>42¢</div> <div>27¢</div>
<div>2</div> 	<div>36¢</div> <div>29¢</div> <div>35¢</div>
<div>3</div> 	<div>19¢</div> <div>24¢</div> <div>34¢</div>

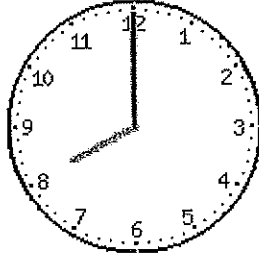
Clock Worksheet 3

Write the time.



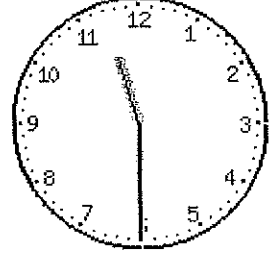
1a

___ : ___



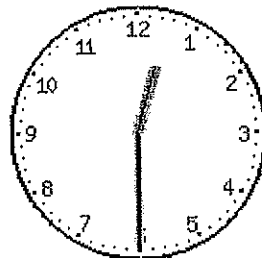
1b

___ : ___



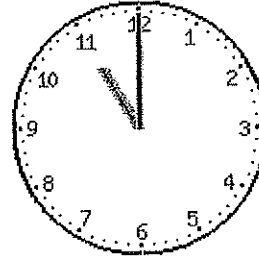
1c

___ : ___



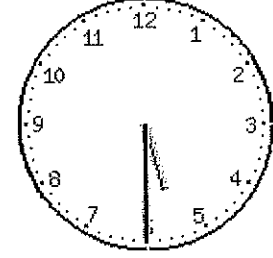
2a

___ : ___



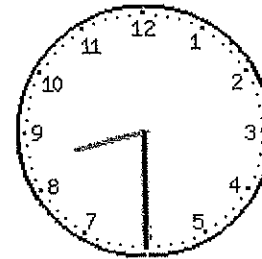
2b

___ : ___



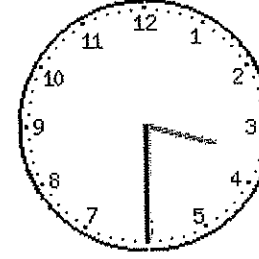
2c

___ : ___



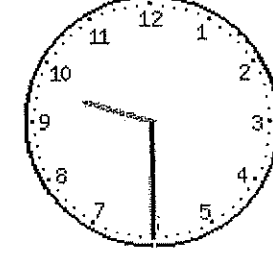
3a

___ : ___



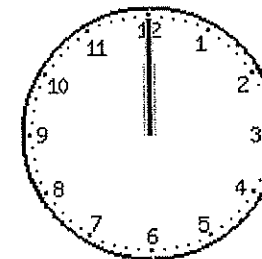
3b

___ : ___



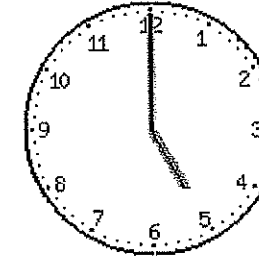
3c

___ : ___



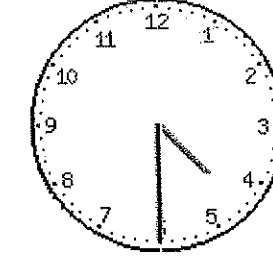
4a

___ : ___



4b

___ : ___



4c

___ : ___

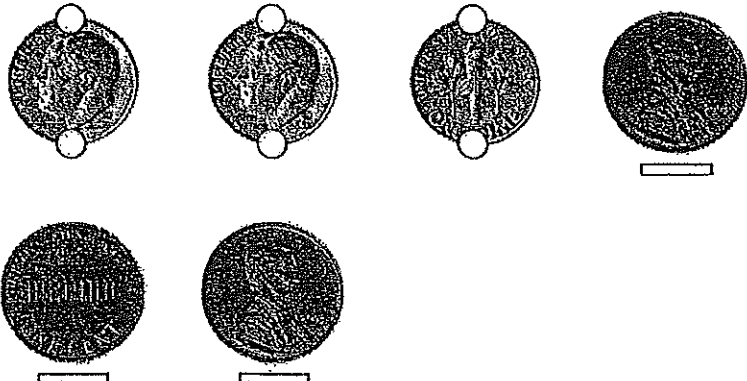

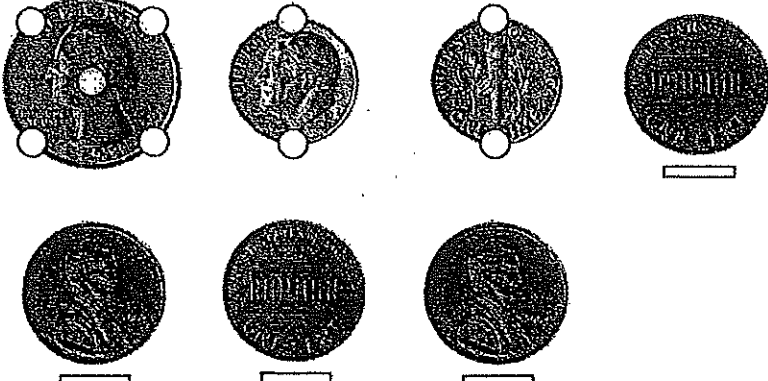
Name:

Date:

Learning the TouchPoints

Worksheet 15

DIRECTIONS: TouchCount the coins. Circle the correct answer.

<div>1</div> 	<p>28¢</p> <p>33¢</p> <p>43¢</p>
<div>2</div> 	<p>39¢</p> <p>19¢</p> <p>29¢</p>
<div>3</div> 	<p>49¢</p> <p>54¢</p> <p>34¢</p>

A Pretty Fence

Jane's grandfather lived on a farm.

Jane was helping him plant flowers.

Jane and Gramps worked well together.

Soon they were done.

Gramps pointed to the fence.

"I painted this fence a long time ago," he said.

"It needs to be painted again."

"Let's paint the fence together!" said Jane.

"Can we use more than one color?"

"That would look very pretty," said Gramps.

So Jane and Gramps got blue and yellow paint.

Then they got red, green, and purple paint.

It took a long time to finish the job.

But at last they were done.

"Your fence looks like a rainbow!" said Jane.

Gramps smiled at her.



Why does Jane help Gramps?



Why does Jane think the fence looks like a rainbow?

Name: _____ Date: _____

A Pretty Fence

- 6 Jane's grandfather lived on a farm.
 12 Jane was helping him plant flowers.
 18 Jane and Gramps worked well together.
 22 Soon they were done.
 27 Gramps pointed to the fence.
 37 "I painted this fence a long time ago," he said.
 43 "It needs to be painted again."
 50 "Let's paint the fence together!" said Jane.
 57 "Can we use more than one color?"
 64 "That would look very pretty," said Gramps.
 73 So Jane and Gramps got blue and yellow paint.
 81 Then they got red, green, and purple paint.
 90 It took a long time to finish the job.
 96 But at last they were done.
 104 "Your fence looks like a rainbow!" said Jane.
 108 Gramps smiled at her.



Why does Jane help Gramps?



Why does Jane think the fence looks like a rainbow?

Copyright © The McGraw-Hill Companies, Inc.

Words Read	-	Errors	=	WCPM

- ☐ Winter (23 WCPM)
☐ Spring (53 WCPM)

WCPM	/	Words Read	=	Accuracy %

	PROSODY			
	L1	L2	L3	L4
Reading in Phrases	<input type="radio"/>	<input type="radio"/>	<input type="radio"/>	<input type="radio"/>
Pace	<input type="radio"/>	<input type="radio"/>	<input type="radio"/>	<input type="radio"/>
Syntax	<input type="radio"/>	<input type="radio"/>	<input type="radio"/>	<input type="radio"/>
Self-correction	<input type="radio"/>	<input type="radio"/>	<input type="radio"/>	<input type="radio"/>
Intonation	<input type="radio"/>	<input type="radio"/>	<input type="radio"/>	<input type="radio"/>

Name: _____

Date: _____

Check it out!

- ☐ Capital letter at the beginning of the sentence?

The dog ran.

- ☐ Period at the end of the sentence?

My cat swam.

Directions: Read each sentence. Correct the mistakes.

1. grass is green

2. he has many friends

3. we ate tacos for dinner

4. you are my best friend

5. this is my little sister

6. the black dog is hungry

7. dad will be home soon

8. i have a new shirt

9. finish your work

10. i want to sit down

Ride a Broom to the Moon

Focus: Long "oo" Pattern Words



Janet has a broom.

Up in the sky she sees the huge moon.

Janet wants to ride her broom.

She wants to ride to the moon.



She takes her broom up on the roof.

She jumps but cannot ride the broom.

The pool is there, so she gets wet.

She'll dry off soon in a warm blanket.


The moon shines bright into her room.

She eats some ice cream with a spoon

and dreams of riding on her broom.

One day she will go to the moon.

Maybe she will get there soon.



Name: _____

1) What does Janet want to do?

2) Why does she get wet?

3. What does she eat with a spoon?

Long U Word Search

Look for and circle the long u words hidden in the puzzle.


G	B	R	D	G	N	L	H	L	E	F	S
C	U	B	E	G	H	T	U	S	E	B	H
O	S	L	O	M	D	T	G	L	U	E	J
U	S	E	K	U	G	R	E	S	H	P	M
T	F	I	E	T	H	L	I	T	U	B	E
K	R	A	E	E	H	E	B	R	P	B	I
R	U	L	E	I	C	L	U	E	E	M	R
V	C	L	R	K	P	O	W	I	D	U	N
S	U	I	T	I	S	E	D	T	O	L	D
W	T	R	K	P	R	J	U	I	C	E	G
S	E	O	W	N	S	G	E	T	G	P	H
R	S	B	L	U	E	Y	O	U	L	K	W



CUBE
RULE
CUTE
MUTE
HUGE


TUBE
MULE
USE
YOU
BLUE

GLUE
DUE
CLUE
SUIT
JUICE



Feel the Green Grass

Focus: Long "ee" Pattern Words



The kids need to feel the green grass.

The green grass grew from seeds.

Now the green grass is deep.

The kids feel free when they lay on the
green grass.

The deep green grass feels like summer.
It feels like freedom.

Name: _____

1) What do the kids need to feel?

2) How did the green grass grow?

3. What does the green grass feel like?

A ? . ! B ? . ! C ? . ! D ? . ! E ? . ! F ? . ! G ? . ! H ? . ! I ? . ! J ? . ! K ? . ! L ? . ! M

Name: _____

MAKE FUN SENTENCE CARDS

Cut the following words on the black lines. Separate the words into two stacks: red cards are nouns, blue cards are verbs. Mix the cards in each stack. Students will pick one red card and one blue card to make a funny sentence. Students can then draw or tell a story based on their sentence.

moon	chair	flies
dog	flower	jumps
car	ball	grows
mother	glows	smiles
tree	barks	ran
man	sang	eats
cat	dances	hops

? . ! N ? . ! O ? . ! P ? . ! Q ? . ! R ? . ! S ? . ! T ? . ! U ? . ! V ? . ! W ? . ! X ? . ! Y ? . ! Z


Name: _____

Date: _____



② First,

③ Next,

①  One day I woke up and saw a dinosaur in my back yard.

④ Then,

⑤ 

44

44

