

Kindergarten Packet

Student Name: _____

Parent Initial when complete	Assignment for Week 2: April 27-May 1
	Practice writing your first and last name. Parents, please make sure both first and last names begin with a capital and all other letters are lowercase.
	Complete the worksheets for the sight words: come does
	Complete the Fluency Practice page
	Spelling- word family- OG page
	Change a Letter page
	Short Vowels page
	Magic E- Long A page
	Read at least 20 minutes per day (can be in more than one sitting).
	Go outside and look for a pet. Write 2 information text sentences about the pet you see. Draw a picture of them.
	Complete the math worksheets: Three dimensional shapes Base 10
	Practice counting to 100 daily. Record the highest # you were able to count to without skipping or missing a number.

This packet is expected to be completed neatly and due back to Jacobson on: **Friday, May 8th**

If you gain access to a computer/internet and would like to switch to online learning, please let us know. You may also log onto iRead (link is below) Please email me if your child has forgotten his/her user id and password. <https://h100003728.education.scholastic.com>

Daily office hours:

Dmello@tusd.net Office hours 10-12

Srosch@tusd.net Office hours 9-11

challen@tusd.net Office hours 1-3

cbower@tusd.net Office hours 1-3

Teachers will set up Zoom meetings as needed.

Read, trace, and write the word.

Name: _____

come

come


--	--	--	--

Read the sentences, and write the correct words in the spaces.



_____	_____
_____	_____
_____	_____

pie!



have Come

_____	_____
_____	_____
_____	_____

sit



Come down

Read the words. Color the boxes with the above word in them.



come	came	come	come	come
me	come	comma	came	come
come	cone	come	can	cone

Read, trace, and write the word.

Name: _____

does

does

Read the sentences, and write the correct words in the spaces.



play?



he

Does

nap.



He

does

Read the words. Color the boxes with the above word in them.



does	do	doze	dose	does
doo	does	do	does	dose
done	doze	does	doze	does

Read each word as quickly as you can.

come	does	help	has	play	where	too
said	they	come	look	help	come	good
who	what	was	play	does	want	this

Read the following sentences.

You can keep the cape here.
Does she like to come here to jog?


Identify each letter as quickly as you can. The underlined letters are our focus for the week (long vowel sound).

BONUS: Say the sound of each letter.

I	F	<u>c</u>	t	L	j	N	r	Q	B	s	W	<u>E</u>
v	h	A	U	d	o	S	g	p	M	x	k	Z
K	m	T	J	R	b	X	f	n	H	q	D	y
C	<u>e</u>	Y	P	w	G	i	O	u	a	V	l	z

Please have a parent sign for each day you practice your sight words, read the sentences, and identify the letters/sounds.

Day 1 _____
Day 2 _____
Day 3 _____
Day 4 _____




-og Word Family

Name: _____




Trace the following words. Color in the pictures. Cut and paste the pictures next to the correct word.


log




dog




fog




jog



hog



frog



Change a Letter

Directions: Say the name for each picture. Write the letter for its beginning sound. Read each pair of words. Do they rhyme?

1.



at


4.



ig




at



ig

2.



et


5.



un



et



un

3.




og

6.



ell






















og



ell

Name _____

Fill in the missing letter.

 d _ _ g	 c _ _ t	 l _ _ g	
 d _ _ t	 m _ _ m	 h _ _ m	
 r _ _ t	 f _ _ x	 t _ _ p	 h _ _ t
 m _ _ d	 b _ _ x	 m _ _ p	 s _ _ d
 j _ _ g	 b _ _ t	 c _ _ p	 h _ _ g

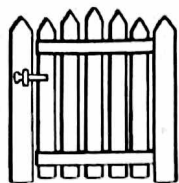
Magic E Worksheet-Long A

Name: _____

a-e


Directions: Write the long vowel word for each picture.

1.



gate

2.



3.



4.



5.




6.



7.



8.



Name: _____

I Can...

☐

Use CAPITAL
letters

☐

Put spaces
→ hop

☐

End with a
period. ↗

☐


Draw
pictures

Handwriting practice lines consisting of solid top and bottom lines with a dashed middle line for letter height guidance. There are four sets of these lines provided for practice.





Name _____

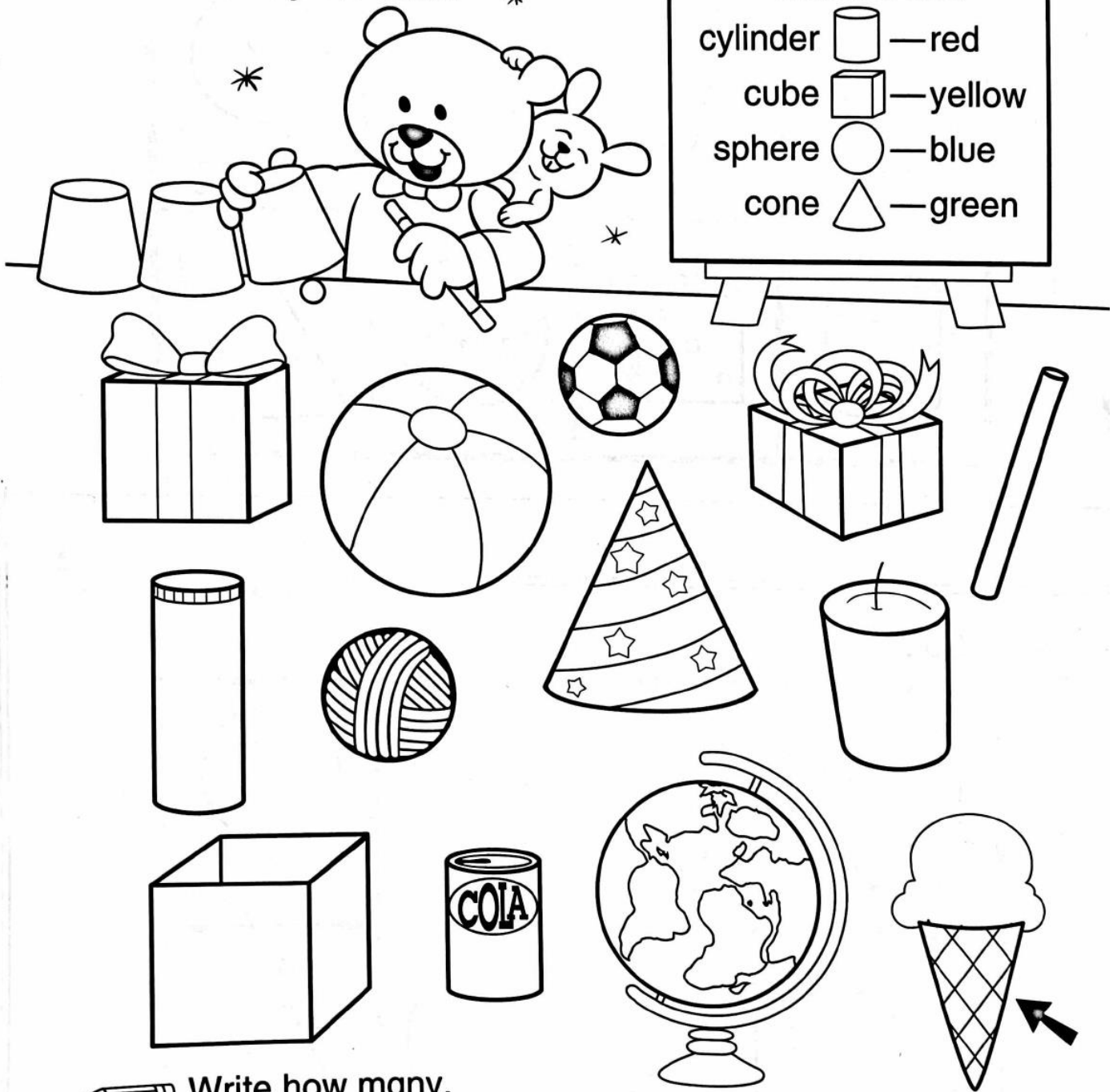
Solid figures ▲▲▲

Showtime

 Color by the code.

Color Code

cylinder		— red
cube		— yellow
sphere		— blue
cone		— green



 Write how many.





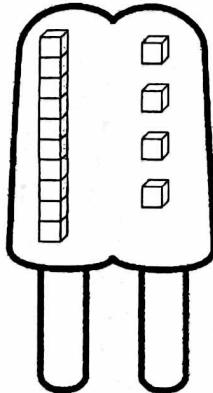

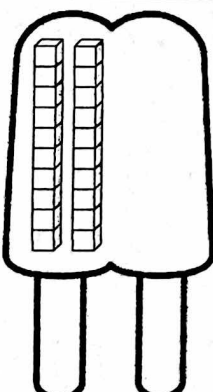
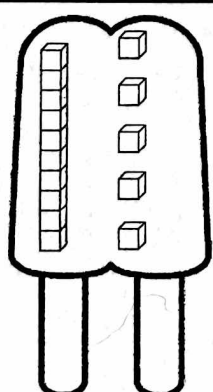
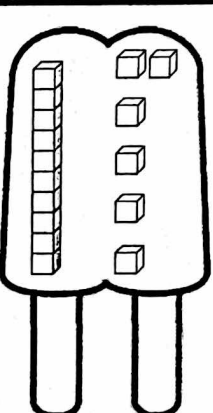





Name: _____

Base Ten in summer I

Count the base ten blocks. Write how many tens and ones. Cut out the number pictures and paste in the matching boxes.

 <table border="1" data-bbox="462 472 795 651"> <thead> <tr> <th>tens</th> <th>ones</th> </tr> </thead> <tbody> <tr> <td> </td> <td> </td> </tr> </tbody> </table> <div data-bbox="511 661 755 871" style="border: 1px solid black; padding: 10px; text-align: center;"> paste here </div>	tens	ones			 <table border="1" data-bbox="1079 472 1412 651"> <thead> <tr> <th>tens</th> <th>ones</th> </tr> </thead> <tbody> <tr> <td> </td> <td> </td> </tr> </tbody> </table> <div data-bbox="1128 661 1372 871" style="border: 1px solid black; padding: 10px; text-align: center;"> paste here </div>	tens	ones		
tens	ones								
tens	ones								
 <table border="1" data-bbox="462 892 795 1071"> <thead> <tr> <th>tens</th> <th>ones</th> </tr> </thead> <tbody> <tr> <td> </td> <td> </td> </tr> </tbody> </table> <div data-bbox="511 1081 755 1291" style="border: 1px solid black; padding: 10px; text-align: center;"> paste here </div>	tens	ones			 <table border="1" data-bbox="1079 892 1412 1071"> <thead> <tr> <th>tens</th> <th>ones</th> </tr> </thead> <tbody> <tr> <td> </td> <td> </td> </tr> </tbody> </table> <div data-bbox="1128 1081 1372 1291" style="border: 1px solid black; padding: 10px; text-align: center;"> paste here </div>	tens	ones		
tens	ones								
tens	ones								
 <table border="1" data-bbox="462 1312 795 1491"> <thead> <tr> <th>tens</th> <th>ones</th> </tr> </thead> <tbody> <tr> <td> </td> <td> </td> </tr> </tbody> </table> <div data-bbox="511 1501 755 1757" style="border: 1px solid black; padding: 10px; text-align: center;"> paste here </div>	tens	ones			 <table border="1" data-bbox="1079 1312 1412 1491"> <thead> <tr> <th>tens</th> <th>ones</th> </tr> </thead> <tbody> <tr> <td> </td> <td> </td> </tr> </tbody> </table> <div data-bbox="1128 1501 1372 1757" style="border: 1px solid black; padding: 10px; text-align: center;"> paste here </div>	tens	ones		
tens	ones								
tens	ones								

