


Name: _____

Beginning Sounds

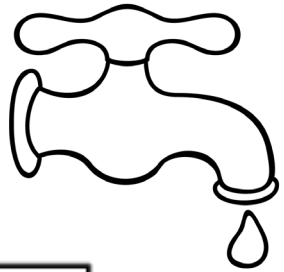
Write the beginning sound of each word.




u n



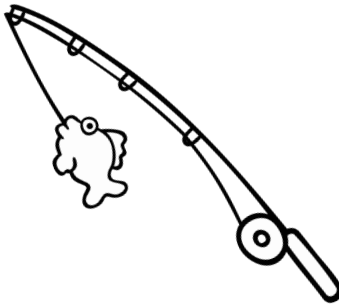
a g




a p




i g




o d



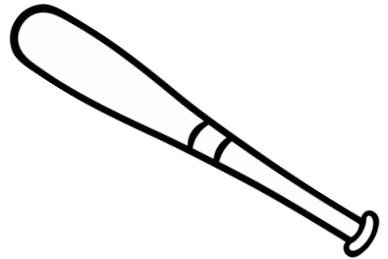
a n



a n



e n



a t


Name: _____

Middle Sounds


Write the middle sound of each word.




z p




c p




w b



l g




v n




b n



c p



d g

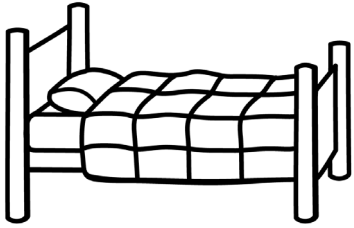


r g


Name: _____

Ending Sounds


Write the ending sound of each word.




b e



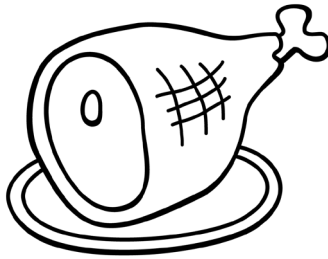
b u



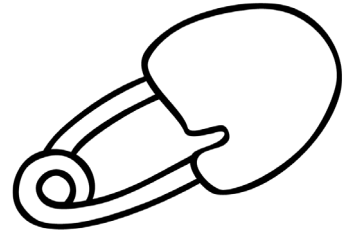
n e




c a



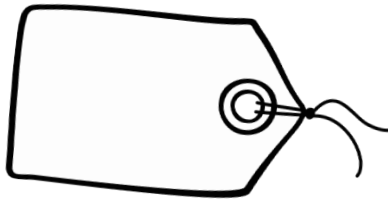
h a



p i



j a



t a





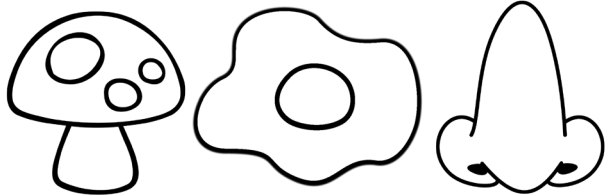

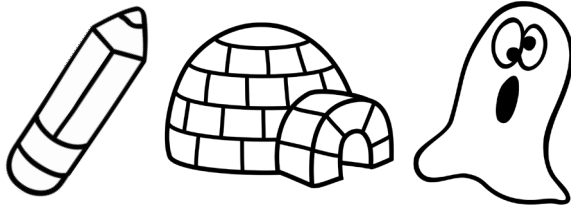


c a

Name: _____

Secret Words




Write the beginning sound of each picture to work out the secret word.






Name: _____

Vowel Match






Say the picture name. Color the middle vowel.



a e i o u

a e i o u

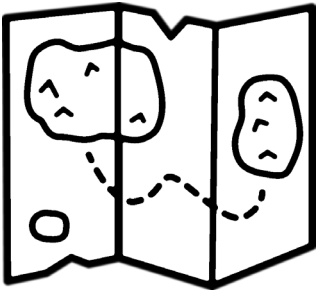
a e i o u



a e i o u

a e i o u

a e i o u



a e i o u

a e i o u

a e i o u

Name: _____

The Fat Cat

Pat is a cat. He is a fat cat.

● ● ● ● ● ● ● ●

Pat the cat had a hat. The

● ● ● ● ● ● ●

hat was red. The fat cat

● ● ● ● ● ●

sat on a mat. The mat was


● ● ● ● ● ● ●

by a big bat.

● ● ● ●



This story is about a



Pat the cat had a

- ☐ mat
- ☐ sat
- ☐ hat



Color all of the -at words.

Name: _____

an

The Big Van

I see a van. The van is big.

● ● ● ● ● ● ● ●

The van is tan. A man is in

● ● ● ● ● ● ● ●

the van. The man is Dan.

● ● ● ● ● ●

Dan the man is hot. He has

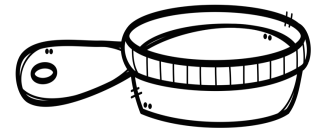

● ● ● ● ● ● ● ●

a fan.

● ●



This story is about a



A is in the
van.

- ☐ pan
- ☐ man
- ☐ can



Color all of the -an
words.

Name: _____

am

Cam the Ram

Do you see the ram? The

ram is Cam. Cam the ram

can eat. He ate a ham. He

ate a yam. Cam ate all the

jam.



This story is about a



Cam ate all the

- ☐ jam
- ☐ ram
- ☐ Cam



Color all of the -am words.

Name: _____

ad

Mad Dad

I see my big red dog. I

● ● ● ● ● ● ●

see my dad. My dad had a

● ● ● ● ● ● ●

hat. My dog was bad. He

● ● ● ● ● ● ●

hid the hat. My dad is

● ● ● ● ● ● ●

mad. The bad dog is sad.

● ● ● ● ● ● ●



This story is about



The bad dog is

- ☐ mad
- ☐ dad
- ☐ sad



Color all of the -ad words.

Name: _____

ap

The Boy in the Cap

I see a boy. He can run. He

ran a lap. The boy had a


cap. The cap was red. The

boy in the red cap had a

map.



This story is about a



The boy had a

-----.



- ☐ lap
- ☐ cap
- ☐ ran



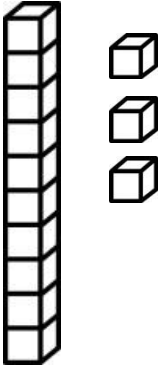
Color all of the -ap words.

Name:

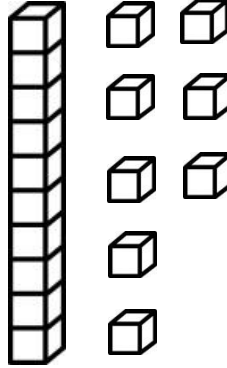
Date:



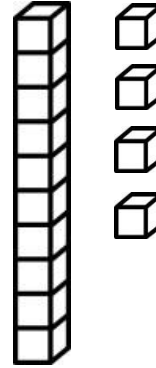
Count how many, then color the correct answer.



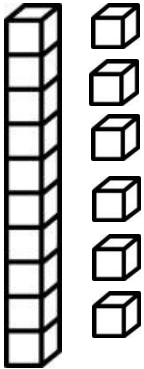
- 15
- 4
- 13



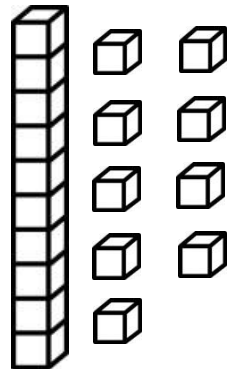
- 8
- 18
- 10



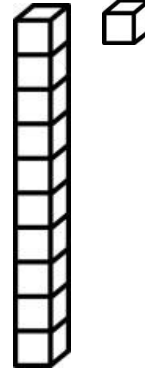
- 5
- 14
- 16



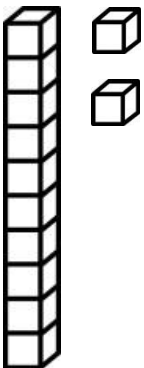
- 9
- 11
- 16



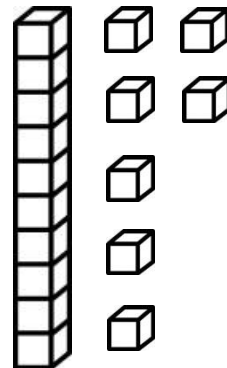
- 19
- 18
- 17



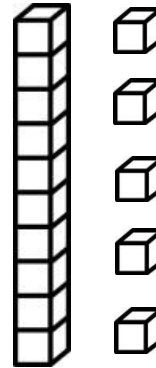
- 2
- 11
- 10



- 12
- 3
- 19





- 15
- 8
- 17



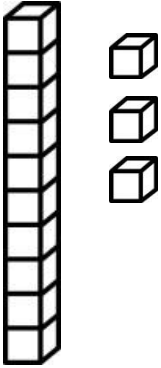
- 5
- 15
- 13

Name:

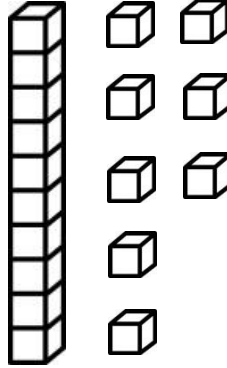
Date:



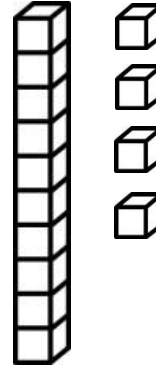
Count how many, then color the correct answer.



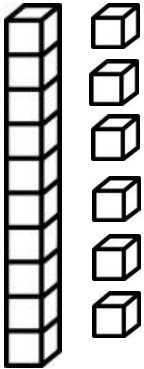
- 15
- 4
- 13



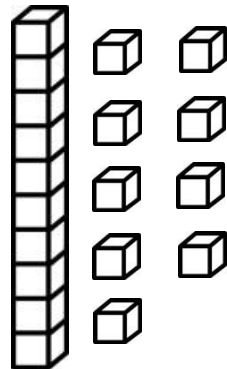
- 8
- 18
- 10



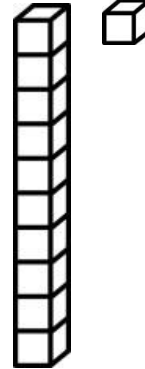
- 5
- 14
- 16



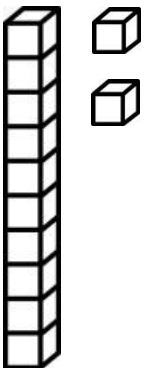
- 9
- 11
- 16



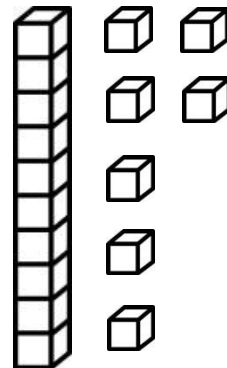
- 19
- 18
- 17



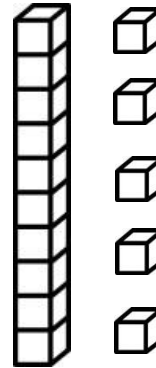
- 2
- 11
- 10



- 12
- 3
- 19




- 15
- 8
- 17



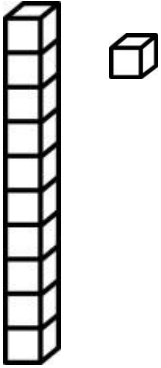
- 5
- 15
- 13

Name:

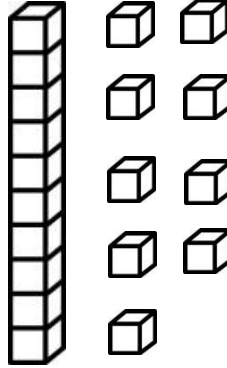
Date:



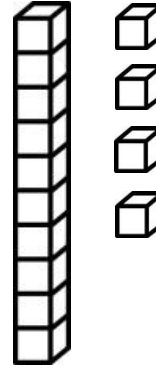
Count how many, then color the correct answer.



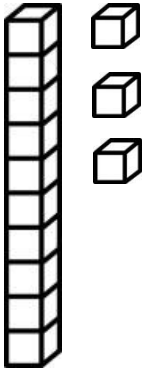
- 11
- 2
- 13



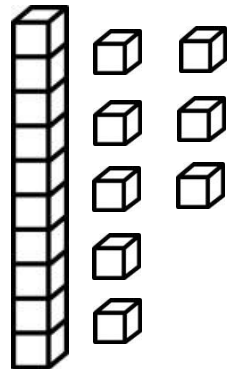
- 15
- 19
- 9



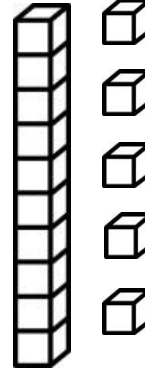
- 14
- 5
- 3



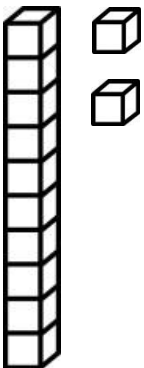
- 12
- 11
- 13



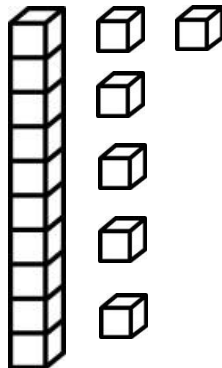
- 16
- 18
- 17



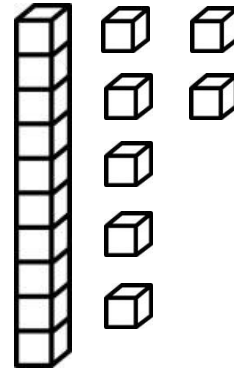
- 15
- 7
- 12



- 12
- 4
- 17





- 18
- 9
- 16



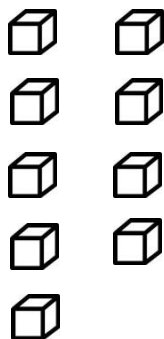
- 12
- 17
- 8

Name:

Date:



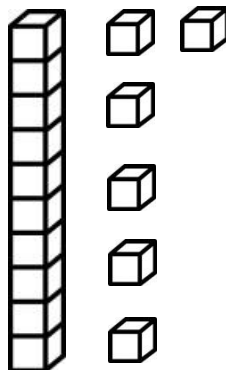
Count how many, then color the correct answer.



19

9

12



4

10

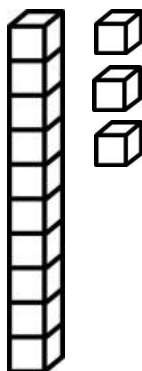
16



11

10

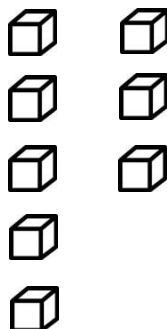
1



13

4

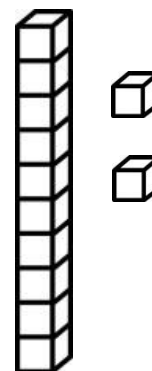
10



9

8

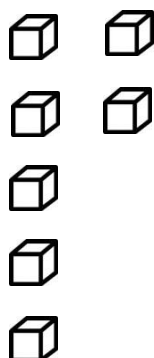
12



2

12

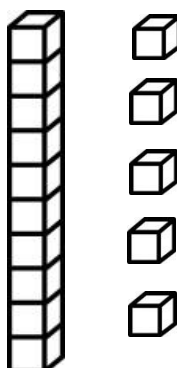
15



7

2

14



15

6

16




6

12

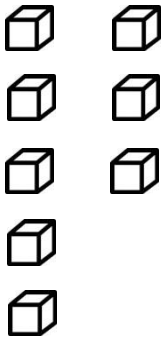
5

Name:

Date:



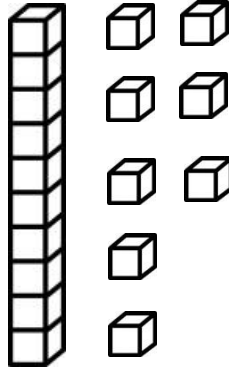
Count how many, then color the correct answer.



17

8

10



9

18

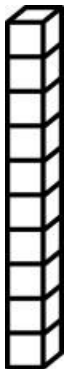
19



2

10

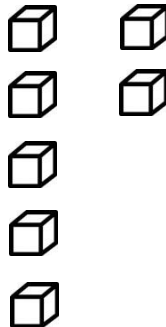
3



12

1

10



7

9


10



2

11

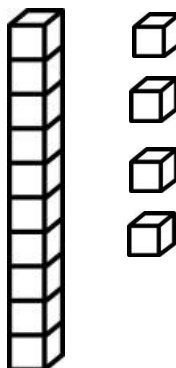
13



7

9

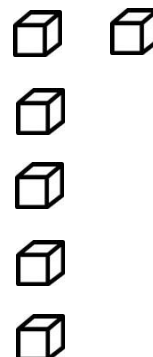
19



10

5

14



6

12

5

Name _____

Directions. Touch and count the TouchPoints in the correct order. Write the answer, and say the problem and answer quietly. Then count the objects to check your answer.

1 + 1

A vertical line with a dot at the top (TouchPoint 1) and a plus sign (+) to its left. Below the plus sign is a horizontal line for the answer.

2 + 1

A large number 2 with two dots (TouchPoints) and a plus sign (+) to its left. Below the plus sign is a horizontal line for the answer.

3 + 1

A large number 3 with three dots (TouchPoints) and a plus sign (+) to its left. Below the plus sign is a horizontal line for the answer.

4 + 1

A large number 4 with four dots (TouchPoints) and a plus sign (+) to its left. Below the plus sign is a horizontal line for the answer.

Name _____

Directions. Touch and count the TouchPoints in the correct order. Write the answer, and say the problem and answer quietly. Then count the objects to check your answer.

$$\begin{array}{r} 5 \\ + 2 \\ \hline \end{array}$$

5 TouchPoints (5 hearts)
2 TouchPoints (2 hearts)

$$\begin{array}{r} 6 \\ + 2 \\ \hline \end{array}$$

6 TouchPoints (6 flowers)
2 TouchPoints (2 flowers)

$$\begin{array}{r} 7 \\ + 2 \\ \hline \end{array}$$



7 TouchPoints (7 flowers)
2 TouchPoints (2 flowers)



$$\begin{array}{r} 8 \\ + 2 \\ \hline \end{array}$$



8 TouchPoints (8 hearts)
2 TouchPoints (2 hearts)



Name _____

Directions: Touch and count the TouchPoints in the correct order. Write the answer, and say the problem and answer quietly. Then count the objects to check your answer.

$$\begin{array}{r} 1 \\ + 3 \\ \hline \end{array}$$


$$\begin{array}{r} 2 \\ + 3 \\ \hline \end{array}$$


$$\begin{array}{r} 3 \\ + 3 \\ \hline \end{array}$$


$$\begin{array}{r} 4 \\ + 3 \\ \hline \end{array}$$


Name _____

Directions. Touch and count the TouchPoints in the correct order. Write the answer, and say the problem and answer quietly. Then count the objects to check your answer.

$$\begin{array}{r} 9 \\ + 2 \\ \hline \end{array}$$

$$\begin{array}{r} 8 \\ + 2 \\ \hline \end{array}$$

$$\begin{array}{r} 7 \\ + 2 \\ \hline \end{array}$$

$$\begin{array}{r} 6 \\ + 2 \\ \hline \end{array}$$

Name _____

Directions. If you know the answer to each problem, write it down. If not, touch and count the TouchPoints in the correct order. Then write the answer. No guessing! Say the problem and answer quietly.

$$\begin{array}{r} 9 \\ + 1 \\ \hline \end{array}$$





$$\begin{array}{r} 8 \\ + 2 \\ \hline \end{array}$$

$$\begin{array}{r} 7 \\ + 1 \\ \hline \end{array}$$

$$\begin{array}{r} 9 \\ + 2 \\ \hline \end{array}$$

Name _____


Directions. Touch the top number, say its name and count backward on the TouchPoints of the bottom number. Write the answer, and say the problem and answer quietly. Then cross out the number of objects you are subtracting, and count the remaining objects to check your answer.


$$\begin{array}{r} 2 \\ - 1 \\ \hline \end{array}$$

$$\begin{array}{r} 3 \\ - 1 \\ \hline \end{array}$$

$$\begin{array}{r} 4 \\ - 1 \\ \hline \end{array}$$

$$\begin{array}{r} 5 \\ - 1 \\ \hline \end{array}$$


Name _____


Directions. Touch the top number, say its name and count backward on the TouchPoints of the bottom number. Write the answer, and say the problem and answer quietly. Then cross out the number of objects you are subtracting, and count the remaining objects to check your answer.


6



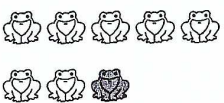



7







8






9







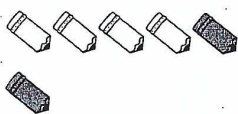
Name _____

Directions. Touch the top number, say its name and count backward on the TouchPoints of the bottom number. Write the answer, and say the problem and answer quietly. Then cross out the number of objects you are subtracting, and count the remaining objects to check your answer.

$$\begin{array}{r} 3 \\ - 2 \\ \hline \end{array}$$


$$\begin{array}{r} 4 \\ - 2 \\ \hline \end{array}$$


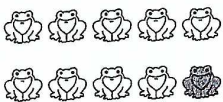
$$\begin{array}{r} 5 \\ - 2 \\ \hline \end{array}$$


$$\begin{array}{r} 6 \\ - 2 \\ \hline \end{array}$$


Name _____


Directions. Touch the top number, say its name and count backward on the TouchPoints of the bottom number. Write the answer, and say the problem and answer quietly. Then cross out the number of objects you are subtracting, and count the remaining objects to check your answer.

10




- 1

3




- 1

5



- 1

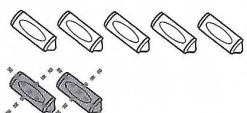
7

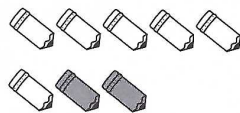


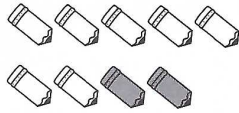
- 1

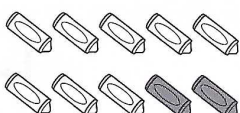
Name _____

Directions. Touch the top number, say its name and count backward on the TouchPoints of the bottom number. Write the answer, and say the problem and answer quietly. Then cross out the number of objects you are subtracting, and count the remaining objects to check your answer.

$$\begin{array}{r} 7 \\ - 2 \\ \hline \end{array}$$


$$\begin{array}{r} 8 \\ - 2 \\ \hline \end{array}$$


$$\begin{array}{r} 9 \\ - 2 \\ \hline \end{array}$$


$$\begin{array}{r} 10 \\ - 2 \\ \hline \end{array}$$


bl

1

cl

2

fl

3

gl

4

pl

5

sl

6

sc

7

sk

8

sm

9

sn

10

sp

11

st

12

sw

13

br

14

cr

15

dr

16

fr

17

gr

18

pr

19

tr



20

ch

sh

th






Vowels




and

sometimes...








Long a

When two vowels go walking,
the first one does the talking.





rain



day

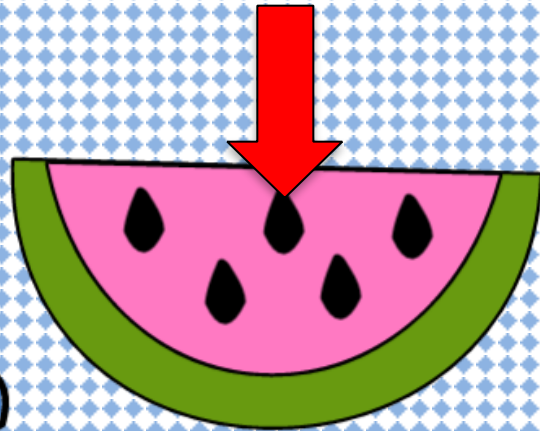

Long o

When two vowels go walking,
the first one does the talking.





Long e

When two vowels go walking,
the first one does the talking.



seed



beak

120 Number Chart

1	2	3	4	5	6	7	8	9	10
11	12	13	14	15	16	17	18	19	20
21	22	23	24	25	26	27	28	29	30
31	32	33	34	35	36	37	38	39	40
41	42	43	44	45	46	47	48	49	50
51	52	53	54	55	56	57	58	59	60
61	62	63	64	65	66	67	68	69	70
71	72	73	74	75	76	77	78	79	80
81	82	83	84	85	86	87	88	89	90
91	92	93	94	95	96	97	98	99	100
101	102	103	104	105	106	107	108	109	110
111	112	113	114	115	116	117	118	119	120